

# Shoof Aesculap Clipper Range



## AESFULAP® CLIPPERS

**Made in Germany**

All clippers come with a two year manufacturers warranty.

# Product Selection Guide

Clipper Code	Model Name	Power	Type	Cattle	Equine	Companion Animal	Sheep
 222335	Econom	Battery	Shearer				✓
 222328	Econom	240V	Shearer				✓
 222336	Bonum	Battery	Clipper	✓			
 222339	Bonum	Battery	Clipper		✓		
 224033	Fav5	Battery	Clipper	✓	✓	✓	
 222344	Durati	Battery	Clipper	✓	✓	✓	
 222397	Exacta	Battery	Trimmer	✓ ★	✓ ★	✓ ★	

★ Used for trimming around face and fine trimming only. NOT used for full body clipping.

# Index

Exacta Trimmer .....	4
Durati Clipper (SnapOn A5) .....	6
Fav5 (SnapOn A5) 'Groomers' Clipper .....	8
Bonum Clipper - Cattle .....	10
Bonum Clipper - Equine .....	12
Econom Shearing Handpiece .....	14
Blades & Combs .....	16
Bonum Torqui .....	18
Accessories .....	19



# Aesculap Exacta Trimmer

Companion ✓★

Equine ✓★

Cattle ✓★

Shoof Code 222 397

★ Used for trimming around face and fine trimming only. NOT used for full body clipping.



Clipper blade only  
222398

## Application

- Paws and face
- Incisions and biopsies
- Ultrasound preparation
- Venipuncture prep

## The trimmer for specialist areas such as paws and face

- Very good cutting results thanks to clipping head made from a special steel alloy (carbon steel)
- Fits the hand perfectly thanks to slim shape
- Low weight of just 120g including battery and clipping head
- Works very quietly and without vibration
- Top choice for vets for pre-surgery clipping

## Technical Data

Drive:	DC motor 5,700 strokes/min
Weight:	120g (inclusive blade and battery)
Battery technology:	NiMh 650mAh
Runtime:	40 minutes
Charging time:	60 minutes
Sound level:	70dB

## Explanation

Powerful motor, for permanent use. No over heating. Blade also made by Aesculap company. Equipped with a charger, 1 clip-on comb 1 brush and Aesculap Oil.

## Care

The clipping head must be oiled before each use. Use the supplied oil for this purpose. Add a few drops of oil directly to the blade, then let the machine run for a few seconds so that the oil can distribute itself and not be transferred to the animal.



Repeat oiling every 5-10 minutes during operation. This prevents the clipping head becoming hot and being overloaded. It would then become duller sooner and then must be replaced sooner.



After operation, when the machine is no longer required, the clipping head must be thoroughly cleaned. The hair and dirt is removed using a soft brush.



An oil spray with a small tube attachment is well suited for cleaning and oiling between the blades.

# Aesculap Durati SnapOn A5 Clipper

Companion ✓

Equine ✓

Cattle ✓

Shoof Code 222 344



## Application

- Full body clipping for companion animals
- Partial clipping for cattle and horses (feet, face etc)
- Surgery clipping
- Venipuncture prep
- Fast brushless motor

The new small animal cordless clipper will win you over with its excellent price-performance ratio in the proven Aesculap quality. The light, balanced weight paired with the customary, well-engineered Aesculap performance and with simultaneously well-engineered battery run times results in a first class product.

- Strong battery with lithium ion technology enables an extra long run time of approx 4 hours
- High cutting speed via a high stroke rate of 3,500 strokes per minute
- Glides very easily through thick and dirty coats
- Ergonomically shaped handle area
- Fatigue-free operation due to its extremely low weight
- Charger with charging compartments for clipper and battery
- Supplied with a snap-on A5 style cutting blade

## Technical Data

Drive:	Brushless Motor 3,500 strokes/min
Battery:	Two batteries/Lithium-Ion
Runtime	240 minutes
Charging time:	240 minutes
Weight:	380g (with battery and blade)
Sound level:	63dB

## Explanation:

A strong battery with lithium ion technology enables an extra long run time of 4 hours. Supplied with 2 batteries. Batteries interchangeable with Fav 5 clipper.

## Care

The clipping head must be oiled before each use. Use the supplied oil for this purpose. Add a few drops of oil directly to the blade, then let the machine run for a few seconds so that the oil can distribute itself and not be transferred to the animal. With proper maintenance and care, you can increase the durability of the clipping heads by up to 20%.



The blade can be easily detached from the cutterhead by depressing the black lever located on the rear of the clipper head. To clean it, utilize a soft brush for effective maintenance. Clean both the blade and the housing, ensuring not to shut the lever.



To ensure optimal performance, apply 2 to 3 drops of Aesculap special oil to lubricate the blade. It is essential to regularly oil the blades during operation to prevent overheating, and thorough cleaning is recommended at the end of each day or after treating each patient.



Aesculap Spray is a versatile and highly efficient technical spray designed to rapidly cool, lubricate, and cleanse your blade set. Whether you apply it before, during, or after clipping, it guarantees peak performance for your clippers. The nozzle attachment enhances pressure, ensuring even distribution of the oil/coolant for optimal results.

# Aesculap Fav5 'Groomers' Clipper

Companion ✓

Equine ✓

Cattle ✓

Shoof Code **224 033**



## Application

- Supreme groomers clipper, strong motor with larger torque
- Full body clipping for companion animals
- Partial clipping for cattle and horses (feet, face etc)
- Surgery clipping & venipuncture prep
- Ultimate clipper for fine hair (small animals)

Fav 5 clipper is designed as a groomer's clipper, this lightweight, quiet clipper is extremely hard working, making it ideal for prolonged use on heavy, thick or matted coats. With the added benefit of being able to use A5 clip on blades. At 2,300 strokes/min the blades cut through the finest hair with ease. Total weight of this hand piece is 450gm and has been proven to be Aesculap's hardest working clipper. This single-speed clipper features a cool running action and is ergonomically designed for optimal comfort and control, helping to ease wrist fatigue and strain.

- Designed with groomers in mind, it's perfect for handling heavy, thick, or matted coats with ease
- A5 Blade Compatibility means you can use A5 clip-on blades, adding versatility to your grooming toolkit
- With a swift 2,300 strokes per minute, it effortlessly cuts through even the finest hair, saving you time
- Weighing in at 450 grams, it's built to withstand heavy use, proving itself as one of Aesculap's most robust clippers
- Ensures a comfortable experience with minimal heat, reducing discomfort during prolonged grooming sessions



## Technical Data

Drive:	DC motor, Planetary gear (larger torque) 2300 strokes/min
Battery:	Two batteries/Lithium-Ion
Runtime	240 minutes
Charging time:	240 minutes
Weight:	350g (with battery and blade)
Sound level:	65dB

## Explanation:

A strong battery with lithium ion technology enables an extra long run time of until 4 hours. Speed of cutting makes this clipper ideal for fine or woolly hair such as small breed non-shedding coats. Batteries interchangeable with Durati clipper.

## Care

The clipping head must be oiled before each use. Use the supplied oil for this purpose. Add a few drops of oil directly to the blade, then let the machine run for a few seconds so that the oil can distribute itself and not be transferred to the animal. With proper maintenance and care, you can increase the durability of the clipping heads by up to 20%.



The blade can be easily detached from the cutterhead by depressing the black lever located on the rear of the clipper head. To clean it, utilize a soft brush for effective maintenance. Clean both the blade and the housing, ensuring not to shut the lever.



To ensure optimal performance, apply 2 to 3 drops of Aesculap special oil to lubricate the blade. It is essential to regularly oil the blades during operation to prevent overheating, and thorough cleaning is recommended at the end of each day or after treating each patient.



Aesculap Spray is a versatile and highly efficient technical spray designed to rapidly cool, lubricate, and cleanse your blade set. Whether you apply it before, during, or after clipping, it guarantees peak performance for your clippers. The nozzle attachment enhances pressure, ensuring even distribution of the oil/coolant for optimal results.

# Aesculap Bonum Clipper for Cattle

Cattle



Shoof Code **222 336**



## Application

- Cattle full clipping (15/31 blade)
- Tail clipping
- Surgical clipping
- One battery

The cordless clippers from Aesculap fitted with lithium-ion batteries and a sleek and ergonomic design.

- Weighing just 900g including battery and blade, this light weight clipper is well weighted at just 40mm diameter and 12.5cm in circumference in the grip area, therefore also great for small hands
- Low volume / frequency means that it is less likely to frighten or upset cattle.
- Very short and handy at 295mm in length
- Powerful and long-lasting battery
- Lithium technology so no memory effect
- Electronic push button recessed in the housing means no more accidental switching the machine on or off when handling
- The Lithium-ion technology prevents overheating and clipper will switch off when temperature reaches >50 degrees celsius.
- Clipper load is sensed and the battery output is adjusted accordingly, thus prolonging the life of the battery and enhancing cooler and quieter operation
- LED display provides battery status information on the charger


## Technical Data

Drive:	DC motor/ 2,500 strokes/min
Battery technology:	Lithium Ion batteries 2,600 mAh
Weight:	900g
Runtime:	80 minutes
Charging time:	55 minutes
Sound level:	65dB


Supplied with one battery and Blade Set 15/31 for slightly thicker hair more suited to cattle (refer to blade section)

## Care

The clipping head must be oiled before each use. Use the supplied oil for this purpose. Add a few drops of oil directly to the blade, then let the machine run for a few seconds so that the oil can distribute itself and not be transferred to the animal. With proper maintenance and care, you can increase the durability of the clipping heads by up to 20%.



Simply unscrew the clipper blades from the cutterhead using the supplied screwdriver. Use a soft brush to delicately cleanse both the blade's teeth and the housing. After cleaning, reattach the blades, ensuring the screws are securely fastened, and employ the torque key to guarantee proper tension.



To ensure optimal performance, apply 2 to 3 drops of Aesculap special oil to lubricate the blade. It is essential to regularly oil the blades during operation to prevent overheating, and thorough cleaning is recommended at the end of each day or after treating each patient.



Aesculap Spray is a versatile and highly efficient technical spray designed to rapidly cool, lubricate, and cleanse your blade set. Whether you apply it before, during, or after clipping, it guarantees peak performance for your clippers. The nozzle attachment enhances pressure, ensuring even distribution of the oil/coolant for optimal results.

# Aesculap Bonum Clipper for Equine

Equine



Shoof Code 222 339



## Application

- Equine full clipping (23/31 blade)
- Tail clipping
- Surgical clipping
- Two batteries

The cordless clippers from Aesculap fitted with lithium-ion batteries and a sleek and ergonomic design.

- Weighing just 900g including battery and blade, this light weight clipper is well weighted at just 40mm diameter and 12.5cm in circumference in the grip area, therefore also great for small hands
- Low volume / frequency means that it is less likely to frighten or upset horses
- Very short and handy at 295mm in length
- Powerful and long-lasting battery
- Lithium technology so no memory effect
- Electronic push button recessed in the housing means no more accidental switching the machine on or off when handling
- The Lithium-ion technology prevents overheating and clipper will switch off when temperature reaches >50 degrees celsius.
- Clipper load is sensed and the battery output is adjusted accordingly, thus prolonging the life of the battery and enhancing cooler and quieter operation
- LED display provides battery status information on the charger


## Technical Data

Drive:	DC motor / 2,500 strokes/min
Battery technology:	Lithium Ion batteries 2,600 mAh
Weight:	900g
Runtime:	80 minutes
Charging time:	55 minutes
Sound level:	65dB


Supplied with two batteries and Blade Set 23/31 for slightly finer hair more suited to horses (refer to pg 17)

## Care

The clipping head must be oiled before each use. Use the supplied oil for this purpose. Add a few drops of oil directly to the blade, then let the machine run for a few seconds so that the oil can distribute itself and not be transferred to the animal. With proper maintenance and care, you can increase the durability of the clipping heads by up to 20%.



Simply unscrew the clipper blades from the cutterhead using the supplied screwdriver. Use a soft brush to delicately cleanse both the blade's teeth and the housing. After cleaning, reattach the blades, ensuring the screws are securely fastened, and employ the torque key to guarantee proper tension.



To ensure optimal performance, apply 2 to 3 drops of Aesculap special oil to lubricate the blade. It is essential to regularly oil the blades during operation to prevent overheating, and thorough cleaning is recommended at the end of each day or after treating each patient.



Aesculap Spray is a versatile and highly efficient technical spray designed to rapidly cool, lubricate, and cleanse your blade set. Whether you apply it before, during, or after clipping, it guarantees peak performance for your clippers. The nozzle attachment enhances pressure, ensuring even distribution of the oil/coolant for optimal results.

# Aesculap Econom Shearing Handpiece

Sheep



Shoof Code **222 335 - Cordless**  
**222 328 - 240V Corded**



## Application

- For sheep farmers
- Full clipping & crutching

This sheep clipper is in a class of its own with the detailed quality you'd expect from a premium manufacturer:

- High shearing speed due to high number of strokes
- Glides well thanks to high-power motor
- Low heat thanks to high air throughput
- Ergonomic handling thanks to slim housing and balanced weight distribution
- Service-friendly design
- Tool-free filter changes, easy carbon replacement, plug-in plate
- Integrated electronic start control and overload protection
- Uniform and long-lasting cut quality thanks to low-wear shearing head
- Shearing heads made from abrasion-resistant carbon steel can be repeatedly reground

## Technical Data - Cordless

Drive:	EC motor approx. 2,700 strokes/min
Battery technology:	Lithium Ion batteries 2,600 mAh
Runtime:	70 minutes
Charging time:	80 minutes
Weight:	1,470g
Sound level:	72dB
Supplied with one battery	



## Technical Data - 240V Corded

Drive:	2,750 strokes/min
Voltage / Output:	240 Volts / 200 watts
Weight:	1.2kg
Sound level:	76dB



## Care

The clipping head must be oiled before each use. Use the supplied oil for this purpose. Add a few drops of oil directly to the blade, then let the machine run for a few seconds so that the oil can distribute itself and not be transferred to the animal. With proper maintenance and care, you can increase the durability of the clipping heads by up to 20%.



Simply unscrew the clipper blades from the cutterhead using the supplied screwdriver. Use a soft brush to delicately cleanse both the blade's teeth and the housing. After cleaning, reattach the blades, ensuring the screws are securely fastened, and employ the torque key to guarantee proper tension.




To ensure optimal performance, apply 2 to 3 drops of Aesculap special oil to lubricate the blade. It is essential to regularly oil the blades during operation to prevent overheating, and thorough cleaning is recommended at the end of each day or after treating each patient.

# Aesculap Blades & Combs

- Very long lasting cutting durability by using high-quality carbon steel
- High workmanship in Aesculap CNC – Manufacturing Centres
- All components are milled or profile grinded (not stamped)
- High end surface finishing for high corrosion protection
- Can be used with other brands clippers
- Multiple grinding service (can regrind more often than conventional blades)

## SnapOn A5 Blades for Durati & Fav5

Clipper Blade	Shoof Code
A5 0.25mm No.40	222346
A5 0.2mm No.50	222345
A5 0.5mm No.30	222347
A5 0.8mm No.5/8	222348
A5 0.8mm No.7/8	222349
A5 1.2mm No.15	222350
A5 1.5mm No.10	222351
A5 2.0mm No.9	222352
A5 2.4mm No.10W	222353
A5 3.2mm No.7	222355
A5 3.2mm No.7F	222356
A5 6.3mm No.5	222357
A5 6.3mm No.5F	222358
A5 9.5mm No.4	222360
A5 9.5mm No.4F	222359



## Aesculap A5 SnapOn Clipper Comb Set 9pc

Shoof Code **225015**

Set of nine quality Aesculap combs in a protective storage box. Sizes 3mm, 6mm, 10mm, 13mm, 16mm, 19mm, 22mm, 25mm and 32mm. These clip on to Aesculap and any other A5-style snap-on clipper blades. Use these to get uniform length clipping results.





# Blade Sets for Bonum Cattle and Equine

## Blade Set 15/31 - Longer cut / Thicker hair

Shoof Code **222 917**

GT501 Upper blade (15 teeth) - Cattle and horses, normal configuration

GT502 Lower blade (31 teeth) 3 mm Cattle and horses, normal configuration



## Blade Set 23/31 - Shorter cut / Finer hair

Shoof Code **222 918**

GT505 Upper blade (23 teeth) - Horses and cattle

GT502 Lower blade (31 teeth) 3 mm Cattle and horses, normal configuration



# Shearing Comb Set for Econom Shearing Handpiece

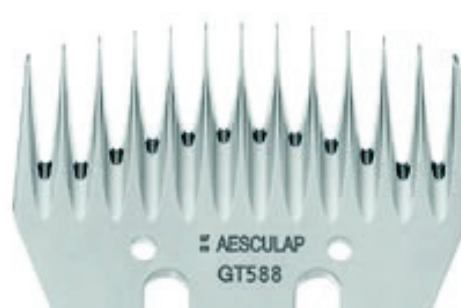
## Cutter (4 teeth)

Shoof Code **222 364**



## Comb (13 teeth) 3.5 mm

Shoof Code **222 365**



# Aesculap Bonum Torqui

Shoof Code 222 368

**Every Bonum clipping head is easy to adjust with this innovative torque key. This is unique to Aesculap.**

## **Benefits:**

- Precise basic adjustment of the plate pressure
- Increased clipping head life thanks to longer intervals between regrinding
- Consistent edge-retention
- Easy to handle
- No prior knowledge needed
- Small, easy to handle, maintenance-free
- Precision instrument engineered in Germany



# Accessories

## Clipper Oil 90ml

Shoof Code **222 324**

Specialist Aesculap oil for all Aesculap (& other brand) clippers and for all moving parts on and in the blade set. Keep blades well oiled in use for best performance and maximum life. Oiling blades before storage helps prevent corrosion. 90ml refillable dropper bottle with spout.



## BladeCool Clipper Spray 500ml

Shoof Code **222 399**

Highly effective, technical spray that immediately cools and cleans the blade set. Spray on before, during and after using the blade set. Improves the cutting result and keeps the blades and cutter head sharp longer. Reliably removes hair and fur residue as well as dirt. Blades must be oiled during and after use with Aesculap oil (222 324).



## Blade Stand

Shoof Code **222 333**

The Aesculap Blade Rack is a convenient, free-standing clipper blade tidy. With space for up to five A5 clipper blades, this rack keeps blades clean, safe, secure and easy to access. This rack is ideal for busy groomers. Blades are not included.



# AESCULAP®

Aesculap, a German manufacturer with a legacy spanning over 150 years, stands as the world leader in the realm of medical and veterinary equipment, renowned for its exceptional quality, particularly in the domain of clippers for surgical and grooming procedures. In 1912, Aesculap achieved a significant milestone by developing the world's first electric hair clippers, setting the stage for their continued excellence in grooming and veterinary equipment.

Aesculap's commitment to quality is exemplified by its meticulous manufacturing processes in Germany, a country celebrated for its precision and attention to detail. Their products are designed to meet the rigorous demands of medical and veterinary professionals, constructed from high-grade materials and leveraging state-of-the-art techniques to ensure unparalleled reliability, durability, and precision.

The brand's unwavering dedication to quality control, continuous research and development, and an acute focus on user feedback has firmly established Aesculap's reputation for delivering top-tier clippers. This emphasis on quality extends beyond performance, encompassing safety features, ergonomic design, and ease of maintenance, making Aesculap clippers the preferred choice in a diverse range of healthcare and veterinary applications.

Shoof proudly represents Aesculap in New Zealand, Australia, and Chile, offering customers the assurance of a two-year warranty, ongoing service and blade sharpening service, making Aesculap a name synonymous with excellence and trust across the globe.

